

benches

Soft Seating Specifications

Coriander chair frames are made from the finest quality, FAS Grade Lumber available. All frame joints are assembled using mortise and tenon construction. Both joint ends are covered with aliphatic resin wood glue, clamped together under high pressure, and further reinforced with a steel pin. All exterior wood frames are made from Eastern Hard Rock Maple, Oak, or certified Beech.

The upholstered seat frame is constructed from solid core plywood, cut on a CNC router. The inside of the frame is radiused with a ¼" diameter, quarter round to prevent excessive wear on the foam. The seat suspension system is System 80 low stretch, high resistance unidirectional webbing applied using a Matrematic 5000 machine. This machine allows for equal tension on all webbing straps to ensure the same seat softness on all seats. The System 80 webbing is covered with a woven polypropylene. The foam is attached to the seat frame using contact adhesive. The fabric is then applied.

The upholstered back frame is constructed using hardwoods, contoured for comfort and ergonomic posture. System 80 webbing is incorporated into the frame and covered with woven polypropylene. The foam is attached to the back frame using contact adhesive. The fabric is then applied.

Coriander Designs uses premium high density, high resilient foam cushioning. The foam is designed to cradle the body contours, without compromising support. All foam used at Coriander Designs passes California's rigid standards for flame resistance; Ca117. All our foam is CFC free.

Coriander Designs uses only the highest quality materials available for all our finishes. All stains are applied by hand and allowed to air dry. The frame is then sprayed with a sealer coat of catalyzed varnish. After the sealer coat is dry, the frame is hand sanded using 400 grit paper and 4 additional top coats of catalyzed varnish is applied. The frame is hand sanded between each top coat. The catalyzed varnish is a high solid, water-white conversion varnish with a UV block.

All Coriander Designs Seating meet or exceed Cal 117 specifications for fire safety and can for a slight charge meet Cal 133 specifications for fire safety.

Albany Benches

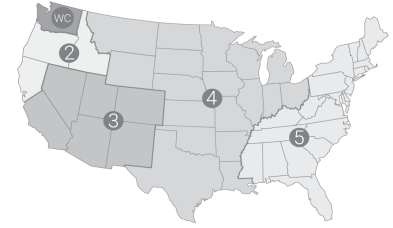








BENCH OPTIONS

LO-CAL01330LC	Cal 133 specifications	\$105.00
LO-MB	Moisture Barrier	\$75.00
LO-CS	Custom Stain	\$875.00
LO-GS	Green Series (FSC Certified)	request pricing

ALBANY OPTIONS

SB	Sled Base	\$343.00
----	-----------	----------



9035-B albany benches		dimensions	zone	com	col	a	b	c	d	e	f	g	h	leather	yds	wt
9035-B48  	W: 48.00	WC	1317	1422	1565	1660	1737	1793	1887	1982	2111	2349	2384	3.50	50	
	D: 20.00	2	1448	1553	1697	1791	1868	1924	2019	2113	2243	2481	2516			
	H: 24.50	3	1475	1580	1723	1818	1895	1951	2045	2140	2269	2507	2542			
	SH: 18.00	4	1501	1606	1749	1844	1921	1977	2071	2166	2295	2533	2568			
		5	1527	1632	1776	1870	1947	2003	2098	2192	2322	2560	2595			
9035-B60  	W: 60.00	WC	1470	1575	1790	1911	2010	2082	2204	2325	2492	2798	2843	4.50	66	
	D: 20.00	2	1617	1722	1937	2058	2157	2229	2351	2472	2639	2945	2990			
	H: 24.50	3	1647	1752	1966	2088	2187	2259	2380	2502	2668	2974	3019			
	SH: 18.00	4	1676	1781	1996	2117	2216	2288	2410	2531	2698	3004	3049			
		5	1705	1810	2025	2146	2245	2317	2439	2560	2727	3033	3078			
9035-O  	W: 36.00	WC	1355	1460	1568	1649	1715	1763	1844	1925	2036	2240	2270	3.00	35	
	D: 36.00	2	1490	1595	1703	1784	1850	1898	1979	2060	2171	2375	2405			
	H: 18.00	3	1517	1622	1730	1811	1877	1925	2006	2087	2198	2402	2432			
		4	1544	1649	1757	1838	1904	1952	2033	2114	2225	2429	2459			
		5	1571	1676	1784	1865	1931	1979	2060	2141	2252	2456	2486			



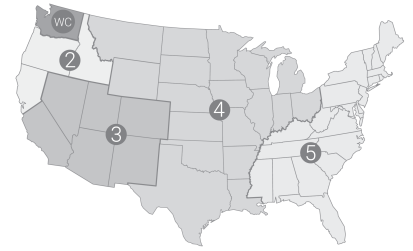
Effective February 2022, add a 10% temporary freight surcharge to pricing for zones 2-5.





ballard benches



BENCH OPTIONS

LO-CAL01330LC	Cal 133 specifications	\$105.00
LO-MB	Moisture Barrier	\$75.00
LO-CS	Custom Stain	\$875.00
LO-GS	Green Series (FSC Certified)	request pricing



9045-B ballard benches		dimensions	zone	com	col	a	b	c	d	e	f	g	h	leather	yds	wt
9045-B48  	W: 48.00	WC	1484	1589	1697	1778	1844	1892	1973	2054	2165	2369	2399	3.00	35	
	D: 21.00	2	1632	1737	1845	1926	1992	2040	2121	2202	2313	2517	2547			
	H: 19.00	3	1662	1767	1875	1956	2022	2070	2151	2232	2343	2547	2577			
		4	1692	1797	1905	1986	2052	2100	2181	2262	2373	2577	2607			
		5	1721	1826	1934	2015	2081	2129	2210	2291	2402	2606	2636			
9045-B60  	W: 60.00	WC	1694	1799	1942	2037	2114	2170	2264	2359	2488	2726	2761	3.50	45	
	D: 21.00	2	1863	1968	2112	2206	2283	2339	2434	2528	2658	2896	2931			
	H: 19.00	3	1897	2002	2146	2240	2317	2373	2468	2562	2692	2930	2965			
		4	1931	2036	2180	2274	2351	2407	2502	2596	2726	2964	2999			
		5	1965	2070	2213	2308	2385	2441	2535	2630	2759	2997	3032			

Effective February 2022, add a 10% temporary freight surcharge to pricing for zones 2-5.

clarke benches

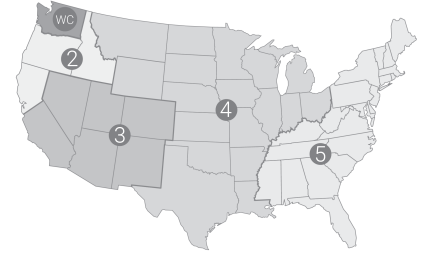


BENCH OPTIONS

LO-CAL01330LC	Cal 133 specifications	\$105.00
LO-MB	Moisture Barrier	\$75.00
LO-CS	Custom Stain	\$875.00
LO-GS	Green Series (FSC Certified)	request pricing

CLARKE OPTIONS (only with arm cap benches)

BO-CT	28.5" Corner Table	\$785.00
BO-ST	24" Straight Table	\$525.00



9086-B clarke - wood legs + arm caps dimensions zone com col a b c d e f g h leather yds wt

	W: 36.00	WC	1284	1389	1479	1553	1614	1658	1732	1806	1908	2095	2122	2.75	37
	D: 20.00	2	1412	1517	1607	1682	1742	1786	1860	1935	2036	2223	2251		
	H: 20.00	3	1438	1543	1633	1707	1768	1812	1886	1960	2062	2249	2276		
	SH: 18.00	4	1463	1568	1659	1733	1793	1837	1912	1986	2088	2275	2302		
		5	1489	1594	1684	1759	1819	1863	1937	2012	2113	2300	2328		

	W: 48.00	WC	1580	1685	1776	1850	1910	1954	2029	2103	2205	2392	2419	2.75	65
	D: 20.00	2	1739	1844	1934	2008	2069	2113	2187	2261	2363	2550	2577		
	H: 20.00	3	1770	1875	1965	2040	2100	2144	2218	2293	2394	2581	2609		
	SH: 18.00	4	1802	1907	1997	2071	2132	2176	2250	2324	2426	2613	2640		
		5	1833	1938	2029	2103	2163	2207	2282	2356	2458	2645	2672		

	W: 60.00	WC	1963	2068	2194	2282	2353	2405	2493	2581	2701	2922	2954	3.25	82
	D: 20.00	2	2159	2264	2390	2478	2549	2601	2689	2777	2897	3118	3151		
	H: 20.00	3	2199	2304	2429	2517	2589	2641	2728	2816	2936	3157	3190		
	SH: 18.00	4	2238	2343	2469	2556	2628	2680	2768	2855	2976	3197	3229		
		5	2277	2382	2508	2596	2667	2719	2807	2895	3015	3236	3268		

9086-B clarke - wood legs no arm caps dimensions zone com col a b c d e f g h leather yds wt

	W: 36.00	WC	1184	1289	1379	1454	1514	1558	1632	1707	1808	1995	2023	2.75	37
	D: 20.00	2	1302	1407	1498	1572	1632	1676	1751	1825	1927	2114	2141		
	H: 18.00	3	1326	1431	1521	1596	1656	1700	1774	1849	1950	2137	2165		
		4	1350	1455	1545	1619	1680	1724	1798	1872	1974	2161	2189		
		5	1373	1478	1569	1643	1703	1747	1822	1896	1998	2185	2212		

	W: 48.00	WC	1482	1587	1677	1751	1812	1856	1930	2004	2106	2293	2321	2.75	65
	D: 20.00	2	1630	1735	1825	1900	1960	2004	2078	2153	2254	2441	2469		
	H: 18.00	3	1660	1765	1855	1929	1990	2034	2108	2182	2284	2471	2498		
		4	1689	1794	1885	1959	2019	2063	2138	2212	2314	2501	2528		
		5	1719	1824	1914	1988	2049	2093	2167	2241	2343	2530	2558		

	W: 60.00	WC	1863	1968	2094	2182	2253	2305	2393	2481	2601	2822	2855	3.25	82
	D: 20.00	2	2050	2155	2281	2368	2440	2492	2580	2667	2788	3009	3041		
	H: 18.00	3	2087	2192	2318	2406	2477	2529	2617	2705	2825	3046	3078		
		4	2124	2229	2355	2443	2514	2566	2654	2742	2862	3083	3116		
		5	2162	2267	2392	2480	2552	2604	2691	2779	2899	3120	3153		

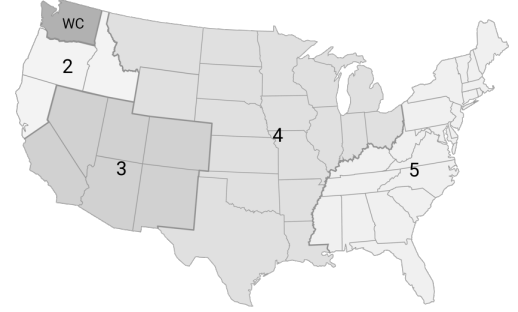
Effective February 2022, add a 10% temporary freight surcharge to pricing for zones 2-5.

Jaydee Benches



BENCH OPTIONS

LO-CS Custom Stain \$875.00
 LO-GS Green Series (FSC Certified) request pricing



9092 Jaydee Benches	dimensions	zone	Blackened Steel (BS)	Powder Coated Steel (PC)	wt
9092-B48	W: 48.00	WC	5950	5125	85
	D: 16.00	2	6545	5638	
	H: 18.00	3	6664	5740	
		4	6783	5843	
		5	6902	5945	
9092-B60	W: 60.00	WC	6025	5300	95
	D: 16.00	2	6628	5830	
	H: 18.00	3	6748	5936	
		4	6869	6042	
		5	6989	6148	

Effective February 2022, add a 10% temporary freight surcharge to pricing for zones 2-5.

kenzie benches



Benches

BENCH OPTIONS

LO-CAL01330LC	Cal 133 specifications/lounge chair	\$115.00
LO-CAL-133-SE	Cal 133 specifications/settee	\$240.00
LO-CAL-133-SO	Cal 133 specifications/sofa	\$295.00
LO-MB	Moisture Barrier (per cushion)	\$85.00
LO-MFA-LC	Multiple fabrics applied/lounge	\$80.00
LO-MFA-SE	Multiple fabrics applied/settee	\$110.00
LO-MFA-SO	Multiple fabrics applied/sofa	\$140.00
LO-CS	Custom Stain	\$875.00
LO-GS	Green Series (FSC Certified)	request pricing

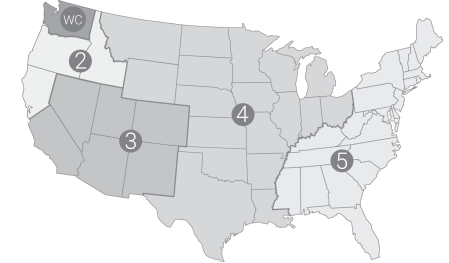
KENZIE LOUNGE OPTIONS

LO-UA	Upholstered arm (+1.5 yds)	\$335.00
LO-GH	Tooless ganging hardware	\$70.00

POWER OPTIONS

PM-P16-B	P-16 Black finish	\$645.00
PM-P16-S	P-16 Silver finish	\$645.00
PM-P16-W	P-16 White finish	\$645.00
PM-P15-A	P-16 Clear Aluminum	\$645.00

Pricing includes all labor associated with power module installation



9010 kenzie benches

	dimensions	zone	com	col	a	b	c	d	e	f	g	h	leather	yds	wt
9010-CB24 	W: 37.50	WC	1345	1450	1523	1590	1645	1685	1753	1820	1913	2083	2108	2.50	35
	D: 28.50	2	1480	1585	1657	1725	1780	1820	1887	1955	2047	2217	2242		
	H: 18.00	3	1507	1612	1684	1752	1807	1847	1914	1982	2074	2244	2269		
	4	1534	1639	1711	1779	1834	1874	1941	2009	2101	2271	2296			
	5	1561	1666	1738	1806	1861	1901	1968	2036	2128	2298	2323			
9010-CB48 	W: 75.25	WC	2162	2267	2464	2579	2672	2740	2855	2970	3127	3416	3459	4.25	45
	D: 28.50	2	2379	2484	2680	2795	2889	2957	3071	3186	3343	3632	3675		
	H: 18.00	3	2422	2527	2724	2838	2932	3000	3115	3229	3387	3676	3718		
	4	2465	2570	2767	2881	2975	3043	3158	3272	3430	3719	3761			
	5	2508	2613	2810	2925	3018	3086	3201	3316	3473	3762	3804			
9010-B24 	W: 24.00	WC	1218	1323	1360	1414	1458	1490	1544	1598	1672	1808	1828	2.00	25
	D: 28.50	2	1339	1444	1481	1535	1579	1611	1665	1719	1793	1929	1949		
	H: 18.00	3	1364	1469	1506	1560	1604	1636	1690	1744	1818	1954	1974		
	4	1388	1493	1530	1584	1628	1660	1714	1768	1842	1978	1998			
	5	1412	1517	1554	1608	1652	1684	1738	1792	1866	2002	2022			
9010-B48 	W: 48.00	WC	1718	1823	1931	2012	2078	2126	2207	2288	2399	2603	2633	3.00	35
	D: 28.50	2	1890	1995	2103	2184	2250	2298	2379	2460	2571	2775	2805		
	H: 18.00	3	1924	2029	2137	2218	2284	2332	2413	2494	2605	2809	2839		
	4	1959	2064	2172	2253	2319	2367	2448	2529	2640	2844	2874			
	5	1993	2098	2206	2287	2353	2401	2482	2563	2674	2878	2908			
9010-B72 	W: 72.00	WC	2161	2266	2445	2553	2641	2705	2813	2921	3069	3341	3381	4.00	45
	D: 28.50	2	2377	2482	2661	2769	2857	2921	3029	3137	3285	3557	3597		
	H: 18.00	3	2421	2526	2705	2813	2901	2965	3073	3181	3329	3601	3641		
	4	2464	2569	2748	2856	2944	3008	3116	3224	3372	3644	3684			
	5	2507	2612	2791	2899	2987	3051	3159	3267	3415	3687	3727			
9010-BSQ28 	W: 28.50	WC	1252	1357	1429	1497	1552	1592	1659	1727	1819	1989	2014	2.50	28
	D: 28.50	2	1377	1482	1555	1622	1677	1717	1785	1852	1945	2115	2140		
	H: 18.00	3	1402	1507	1580	1647	1702	1742	1810	1877	1970	2140	2165		
	4	1427	1532	1605	1672	1727	1767	1835	1902	1995	2165	2190			
	5	1452	1557	1630	1697	1752	1792	1860	1927	2020	2190	2215			

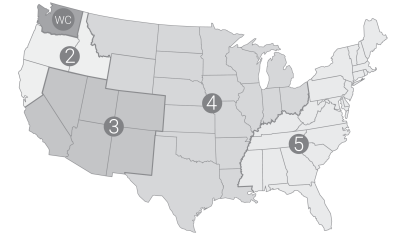
Effective February 2022, add a 10% temporary freight surcharge to pricing for zones 2-5.







redmond benches



BENCH OPTIONS

LO-CAL01330LC	Cal 133 specifications	\$105.00
LO-MB	Moisture Barrier	\$75.00
LO-CS	Custom Stain	\$875.00
LO-GS	Green Series (FSC Certified)	request pricing



7095-B redmond benches		dimensions	zone	com	col	a	b	c	d	e	f	g	h	leather	yds	wt
7095-B36  	W: 36.00	WC	1118	1223	1225	1265	1298	1322	1363	1403	1459	1561	1576	1.50	25	
	D: 20.50	2	1230	1335	1337	1377	1410	1434	1475	1515	1571	1673	1688			
	H: 18.00	3	1252	1357	1359	1399	1432	1456	1497	1537	1593	1695	1710			
		4	1275	1380	1381	1422	1455	1479	1519	1560	1615	1717	1732			
		5	1297	1402	1404	1444	1477	1501	1542	1582	1638	1740	1755			
7095-B48  	W: 48.00	WC	1198	1303	1340	1394	1438	1470	1524	1578	1652	1788	1808	2.00	35	
	D: 20.50	2	1318	1423	1460	1514	1558	1590	1644	1698	1772	1908	1928			
	H: 18.00	3	1342	1447	1484	1538	1582	1614	1668	1722	1796	1932	1952			
		4	1365	1470	1507	1561	1605	1637	1691	1745	1819	1955	1975			
		5	1389	1494	1531	1585	1629	1661	1715	1769	1843	1979	1999			
7095-B60  	W: 60.00	WC	1365	1470	1543	1610	1665	1705	1773	1840	1933	2103	2128	2.50	45	
	D: 20.50	2	1502	1607	1679	1747	1802	1842	1909	1977	2069	2239	2264			
	H: 18.00	3	1529	1634	1707	1774	1829	1869	1937	2004	2097	2267	2292			
		4	1556	1661	1734	1801	1856	1896	1964	2031	2124	2294	2319			
		5	1584	1689	1761	1829	1884	1924	1991	2059	2151	2321	2346			